

FAITH & BELIEF IN AUSTRALIA DEFINED

Full report at faithandbelief.org.au

CHRISTIANITY

Less Spirituality

CHURCH GOER

At least monthly

ACTIVE PRACTISERS

Extremely involved

2016 CENSUS RESULTS

52.1% 30.1% 2.6% 2.4% 3.2% 9.6%



CHRISTIANITY



NO RELIGION



ISLAM



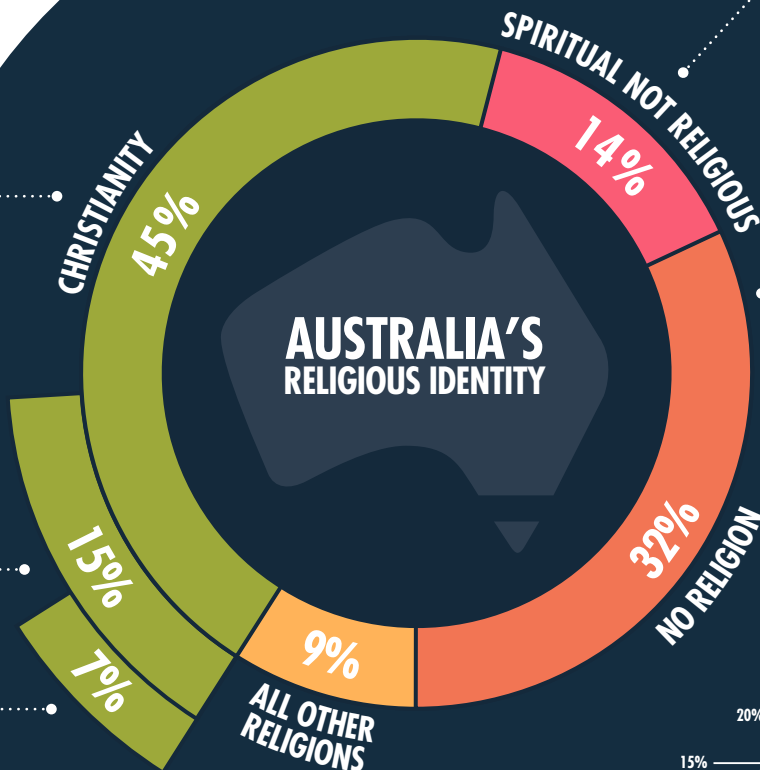
BUDDHISM



OTHER



NOT STATED

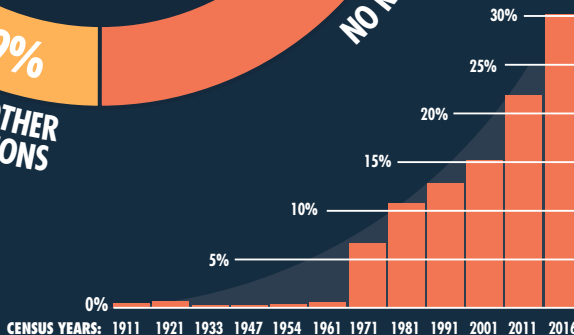


WHAT DO THE SPIRITUAL BUT NOT RELIGIOUS BELIEVE? (TOP 3)

- 1 'There is an ultimate purpose and meaning' **36%**
- 2 Inward journey of self-discovery **26%**
- 3 Mixture of religious beliefs **22%**

WHY NO RELIGION? (TOP 3)

- 1 Prefer science and 'evidence-based' approach **49%**
- 2 'Religion is a crutch for the weak' **18%**
- 3 'Religion is outdated & traditional' **14%**



THE JOURNEY TO (AND FROM) BELIEF



OFTEN 9%

OCCASIONALLY 46%



NEVER 45%

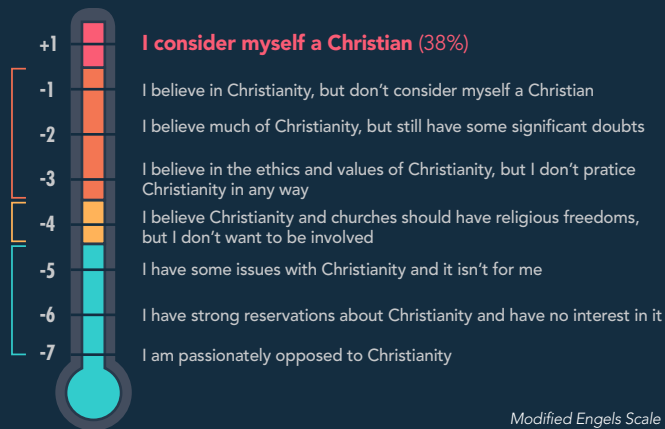
AUSTRALIAN ATTITUDES TOWARDS CHRISTIANITY

Almost 1 in 4 warm (24%)

1 in 8 neutral (12%)

1 in 4 cool (26%)

“Religion gives hope but causes friction.”



Modified Engels Scale

GREATEST INFLUENCES ON OPINIONS OF CHRISTIANS & CHRISTIANITY

1. PARENTS & FAMILY



57%

2. FRIENDS & NETWORKS



25%

3. BOOKS & ARTICLES



22%

4. THE MEDIA



21%

GEN

Z

EST. 1995

Internet & social is #3 for Gen Z (24% compared to 14% overall)

OUTGROWING RELIGION?

Analysis of all 'religious' and 'spiritual but not religious' (n=669)

→ CONTINUER committed to religion brought up in

47%

→ NO LONGER RELIGIOUS

17%

→ SYNTHESIZER set of beliefs not fitting any one religion

14%

→ NEVER BEEN RELIGIOUS

10%


→ CONVERTER switched from a different religion

7%

→ ADOPTER non-religious prior to choosing current religion

5%

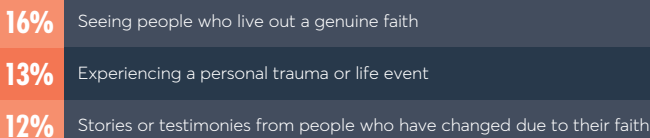
NON-CHRISTIANS' OPENNESS TO EXPLORING RELIGION (n=565)



EXPLORING PERCEPTIONS OF RELIGION AND CHRISTIANITY

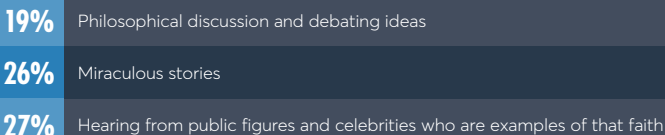
TOP ATTRACTORS TO RELIGION & SPIRITUALITY

(% who are strongly attracted)



TOP REPELLENTS TO RELIGION & SPIRITUALITY

(% who are strongly repelled)



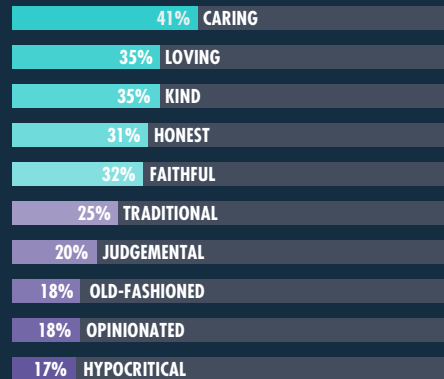
Almost 1.5 million Australian adults do not know any Christians (8%)



Almost 1 in 10 Gen Y do not know any Christians

TOP 10 PERCEPTIONS OF CHRISTIANS

92% of Australians know at least one Christian (n=932). They see Christians as:



BELIEF BLOCKERS

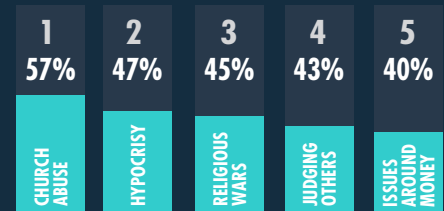
ISSUE BLOCKERS

Issues that are most likely to prevent 'Non-Christians' who are 'open to change' from exploring Christianity (n=266) (% Block completely)



TOP 5 BEHAVIOUR BLOCKERS

Behaviours that are most likely to prevent 'Non Christians' who are 'open to change' from exploring Christianity (n=266) (% Massive negative influence)



THE CHURCH IN AUSTRALIA



“ I don't have that religious support system. There must be a lot of comfort in that. I envy that. ”

HOW MUCH DO YOU KNOW ABOUT THE CHURCH GENERALLY?



18%

Nothing at all

60%

Moderate/
a little

22%

A great deal/
a lot

HOW WELL DO YOU KNOW YOUR LOCAL CHURCH?



56%

Not well
at all

26%

Moderate/
slightly well

18%

Extremely/
very well

PERCEIVED IMPACT OF CHURCHES IN YOUR AREA



9%

Negative

47%

Neither positive
or negative

44%

Positive

“ When all else fails the church will be there. ”

Quotes provided in this infographic are from focus groups conducted with non-Christians.

METHODOLOGY:

A national survey of Australians n=1024. Responses reflect full sample except where otherwise stated. Research conducted January 2017. Australian public data is sourced from the Australian Bureau of Statistics. McCrindle conducted three focus groups (Baby Boomers, Generation X and Generation Y) during March 2017. Full report at faithandbelief.org.au

PERCEPTIONS OF JESUS



“ There is nothing negative about him, he was a very moral person. So many good traits there, if he does exist. ”

1 in 29

Australians have
never heard of Jesus

HOW MUCH DO AUSTRALIANS KNOW ABOUT JESUS' LIFE?



28%

Very little
or nothing

24%

A moderate
amount

45%

A significant
amount

HOW IMPORTANT WAS JESUS' LIFE TO...



THE HISTORY AND
CULTURE OF THE WORLD?



14%
Not at all



33%
Slightly/
somewhat



53%
Extremely/
very



YOU PERSONALLY?



37%
Not at all



32%
Slightly/
somewhat



31%
Extremely/
very

THE POSITIVE ATTRIBUTES OF JESUS' LIFE

50%	LOVE	29%	WISDOM
39%	HOPE	29%	NON-VIOLENT
34%	CARE	27%	SALVATION
34%	TRUTH	25%	GRACE
30%	STRENGTH	25%	FREEDOM

Commissioned by:



Research & report by:



mccrindle.com.au